

# ANIMALS ON THE FARM



**LEVEL:** KG—3rd Grade

**CORE CONENT AREAS:** Science, Social Studies, Arts & Humanities, Practical Living/Vocational, Reading, Writing

**LEARNING GOAL:** Students shall develop their abilities to apply core concepts and principles from mathematics, the sciences, the arts, the humanities, social studies, practical living studies, and vocational studies, to what they will encounter throughout their lives.

## MATERIALS

Student worksheets - Animal Young and Finger Puppets, “Animals on a Farm” video, National Geographic Society (1992) - Contact Kentucky Farm Bureau to borrow, and pictures of vocabulary words (farm animals)

## VOCABULARY

Farm Animals—livestock raised for food or other products including: beef cow, sheep, horse, dairy cow, chicken, pig, turkey and goat. milking machine, animal young, veterinarian, barn

## SUPPORTING INFORMATION

A farm today is a more specialized business than the small farm of yesterday. Today’s farmers may raise a variety of crops and livestock, but they generally specialize in one kind of livestock or crop. Most farms are still family-owned, but today’s farms are larger and use modern equipment to care for the animals and crops they produce. Farm animals are raised and cared for by farmers and their employees. Each farm operation differs as some people choose to work off the farm. Animal needs differ in physical appearance, shelter, and food requirements. The super market sells:(beef, pork, and poultry) meat, dairy, and egg products from farm animals.

## PROCEDURE

Animal identification-divide the class into groups.

1. Give each group a farm animal picture to describe to the rest of the class. Characteristics to look for should include: color, size, food, shelter, number of legs, and other special features. Other students should try to guess what kind of animal is being described.
2. Write the names of several common farm animals on the board (beef cow, sheep, horse, dairy cow, chicken, pig, turkey, and goat ). Lead the class in a discussion

of what farmers must provide for each type of animal to care for it—water, food, shelter, veterinary care.

Have students speculate as to the different food and shelter requirements for each animal and discuss reasons why the farmers must provide food and care for the animals. Ask students if any of them have had an opportunity to care for a young animal and have them describe the experience.

3. Have students list several food products obtained from the animals already listed.
4. Allow students to identify the young of several adult farm animals by completing the Animal Young Activity.
5. As a group, define the word “machinery” and have students describe machines which make the farmer’s work of caring for animals much easier. Examples to discuss would be: milking machines, electric sheering tools, automatic feeding machines and incubators. List three machines to compare and contrast life on a modern farm with farms of yesterday. Use the song “Old MacDonald” to remind students of how life on the farm has changed. Use finger puppets for illustrations.

## RESOURCES:

“Animals on the Farm” video, National Geographic Society (1992) - contact Kentucky Farm Bureau to borrow.

## EVALUATION

Students identify various livestock and describe the varied consumer uses for these animals. Students articulate the requirement that farm animal care is an economic necessity for the farmer. They recognize that modern farms differ from farms of yesterday and farmers utilize many different machine to produce and care for farm animals.

### MEETS KY CORE CONTENT 4.1 ASSESMENT STANDARDS

#### Arts and Humanities AH-EP-4.1.5

#### Social Studies SS-EP-3.4.1 SS-EP-4.3.2

#### Practical Living/Vocational Studies PL-EP-4.2.1 PL-EP-4.2.2

#### Science SC-EP-3.4.1 SC-EP-3.4.3 SC-EP-4.7.1

#### Reading RD-EP-2.0.3 RD-EP-2.0.4 RD-EP-2.0.7 RD-EP-4.0.1 RD-EP-5.0.3

#### Writing WR-EP-2.4.3 WR-EP-3.6.0

### OBJECTIVES

The student will:

-describe the characteristics of several farm animals.

-name some ways that farmers care for their animals.

-list food products derived from farm animals.

-compare adult farm animals with their young, using the correct terms for each animal.

-point out ways that farmers are helped by modern machinery.

### CONCEPTUAL AREA

Agriculture base—people use plants and animals in a wide variety of ways to obtain food, fiber, shelter, and other products.


Economics—agricultural systems meet fundamental human needs and are the foundation of national economics.

Decisions—responsible human decisions are necessary to maintain food and natural resources.




# Animal Young


Match the Mother to her young. Color.




Dairy Cow




Hen




Chick




Ewe




Lamb



Calf



Sow



Piglet

# FINGER PUPPETS

Color, cut out, and paste finger puppets.

Use to sing "Old MacDonald."

